

# UCR Part 1 Crime Data Review For the City of Lima

2008 through 2013

# Why Begin with 2008?

- Two Significant Changes Occurred in 2009
  - Increased Cooperation Between Allen Co. Law Enforcement Agencies
    - Sheriff Crish elected to office
    - Combining of PACE with WCOCTF
    - Operation Shield and other joint special operations
  - Implementation of Pin-Point Policing
    - AKA: Hot Spot Policing, Intel-led Policing, etc.
    - Better application of resources to problem areas
    - Problem Solving Focus
- Have these efforts been productive?

# UCR Part 1 Crimes

- Part 1 Total Offenses

Include:

- Homicide
- Rape
- Robbery
- Assaults
  - Simple and Aggravated
- Burglary
- Larceny
- Motor Vehicle Theft

- Part 1 Violent Offenses

Include:

- Homicide
- Rape
- Robbery
- Aggravated Assault

# UCR Part 1 Crimes: Total Offenses

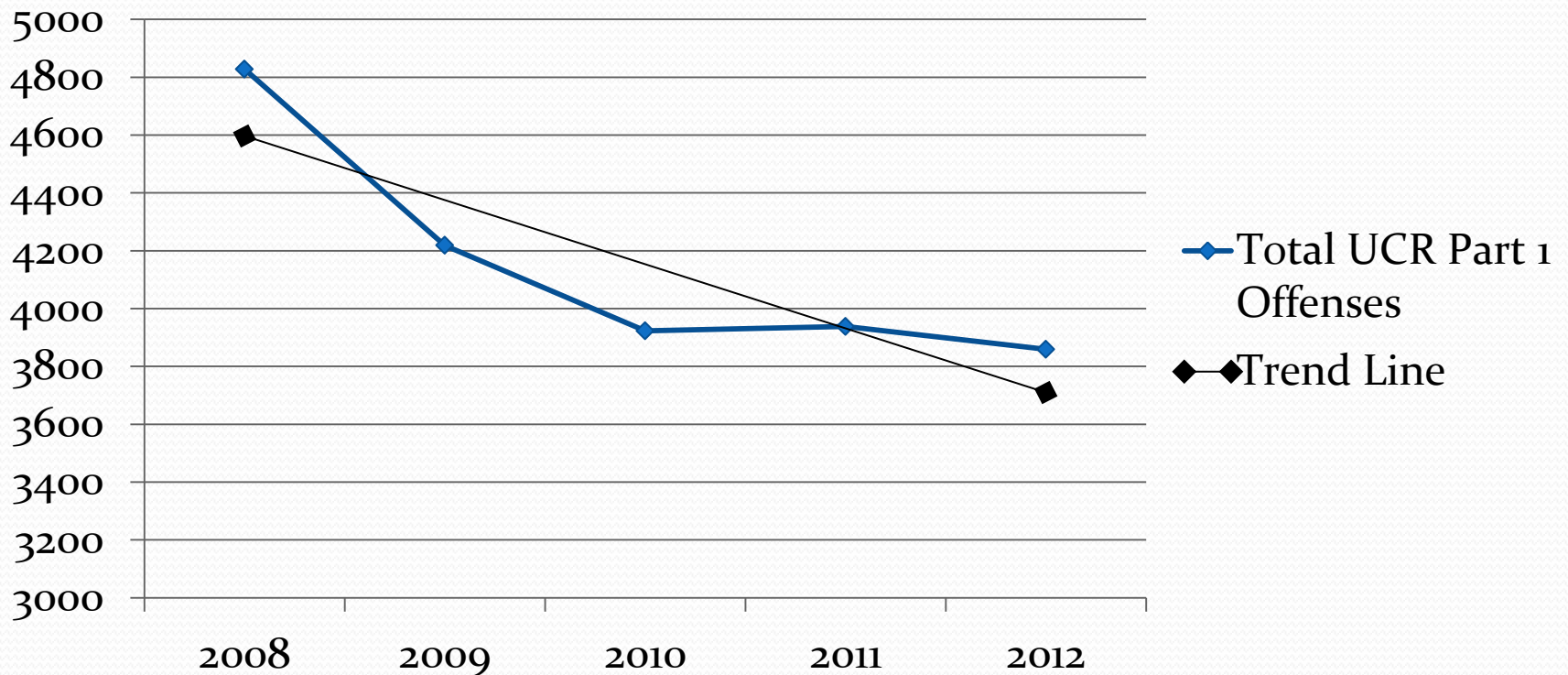
- 2008: 4828 Offenses
- 2009: 4218 Offenses
- 2010: 3923 Offenses
- 2011: 3938 Offenses
- 2012: 3859 Offenses

# Percentage Change Year to Year

- 2008 to 2009: 12.6% decrease
- 2009 to 2010: 6.99% decrease
- 2010 to 2011: 0.38% increase
- 2011 to 2012: 2.00% decrease
- 2008 to 2012: 20.1% decrease

# Downward Trend Continuing

## Total UCR Part 1 Offenses

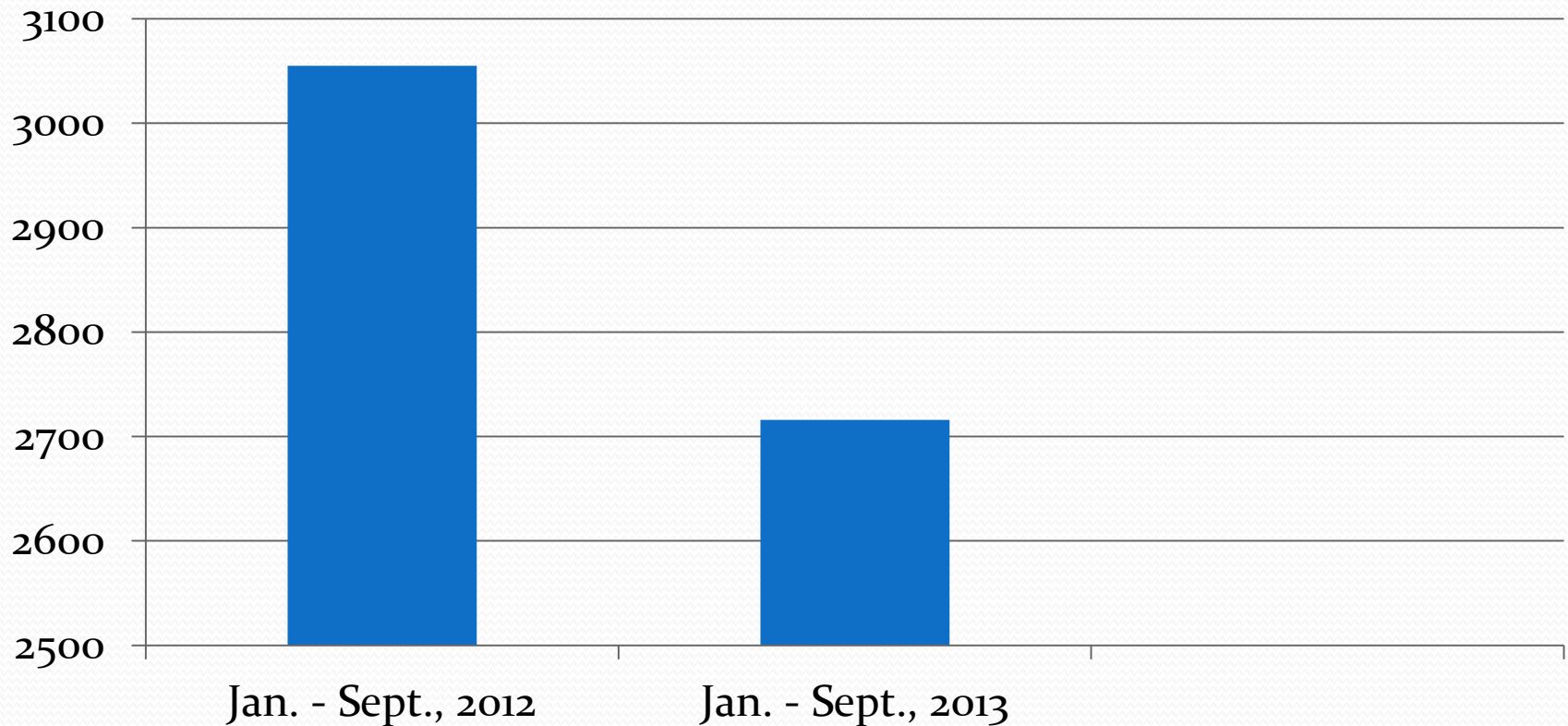


# 2013 Compared to 2012

- January 1, 2012 through September 30, 2012:
  - 3055 Total Offenses
  - 369 Violent Offenses
- January 1, 2013 through September 30, 2013:
  - 2716 Total Offenses
  - 271 Violent Offenses
- Percentage Change
  - Reduction of 11.1% Total Offenses
  - Reduction of 26.6% Violent Offenses

# Comparison of Total Offenses

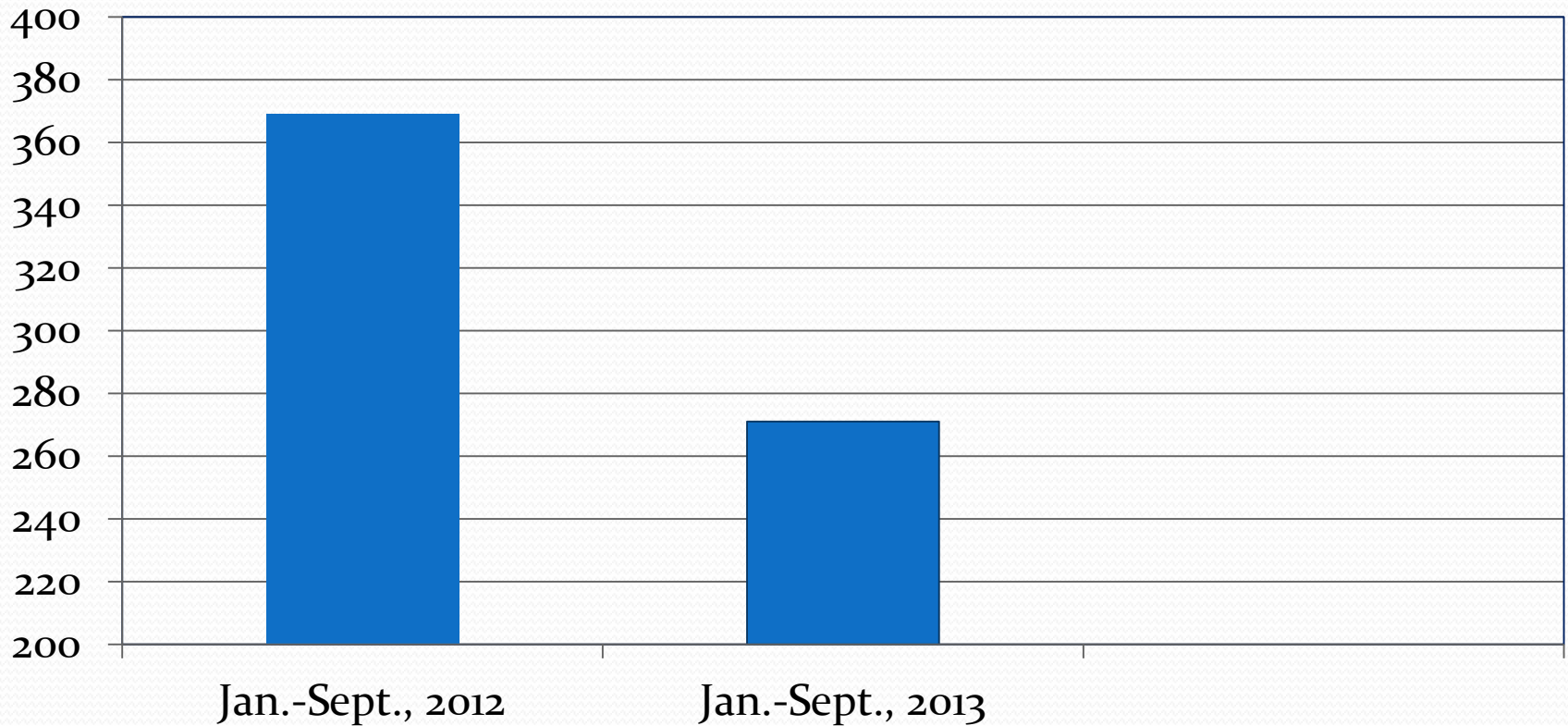
## Total Offenses





# Comparison of Violent Offenses

## Violent Offenses



# Effectiveness and Efficiency

- Lima Police Department's General Fund Expenditures in 2008: \$8,153,684
- Lima Police Department's General Fund Expenditures in 2012: \$7,869,943
- Difference: \$283,741 less spent in 2012 than 2008